

EAA..

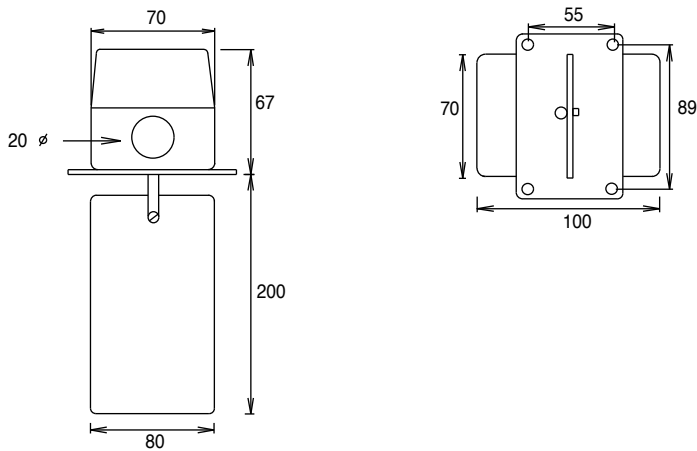
EAA.. detects air flow in ducts to monitor fan operation and switches in the event of flow failure. It is suitable for non-aggressive and non-combustible clean air/gases.



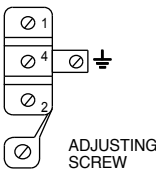
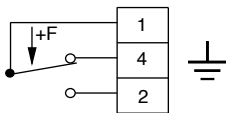
Concealed adjustment
Volt free contacts
Max. ambient 70°C
Enclosure Flammability = UL94-V0
Media Contact Parts: Mounting bracket steel zinc plated, Stainless steel paddle, Brass rod, Plastic enclosure.
Flow rates are approximate, taken with the switch mounted in a horizontal duct.

| Type | Min. Adjustment Cut-in | Adjustment Cut-out | Max. Adjustment Cut-in | Adjustment Cut-out | Max Velocity | Max Media Temp °C | 230VAC SPDT | Enclosure |
|--------|---------------------------|-----------------------|---------------------------|-----------------------|--------------|----------------------|----------------|-----------|
| EAA-1 | 2 m/s | 1 m/s | 9 m/s | 8 m/s | 15m/s | 80 | 15(8)A | IP54 |
| EAA-1W | 2 m/s | 1 m/s | 9 m/s | 8 m/s | 15m/s | 80 | 15(8)A | IP65 |

DIMENSIONS:



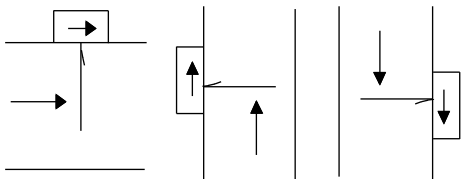
WIRING:



Flow 1-2 close 1-4 open. No flow 1-4 close 1-2 open.
When the flow is above the cut-in setting 1-2 close. When flow decreases (cut-out) 1-4 close.

Adjustment : Units are pre-set to the approx minimum setting.
Adjusting below this value may result in the switch failing to return.
The switch point is increased by turning the adjusting screw clockwise.

INSTALLATION :



Before installing push the paddle slowly, allow it to return slowly, the switch should operate. Ensure the arrow on the housing points in the direction of the flow.
Mount away from elbows, bends and other restrictions likely to cause turbulence.
Upstream & downstream of the switch should be straight for at least five times duct diameter. Do not mount on the side of a horizontal duct as the paddle weight will affect the switching.
The paddle must not touch the duct or be obstructed in any way.
The paddle may be trimmed to increase the switching value.
When the unit is installed in a vertical duct with downward airflow it is necessary to trim the paddle slightly to compensate for the weight.